

POWER YOUR ADVENTURES.

NEW

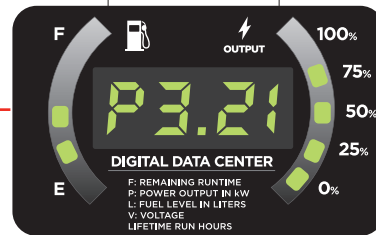
Onan P4500i

4500 Watt Digital Inverter Gasoline Portable Generator
3700 Running Watts | 4500 Peak Watts



% FUEL REMAINING

% POWER OUTPUT



LED DISPLAY

Precise readings to keep you in the know.

AUTOMATIC ROTATING DIGITAL DISPLAY

F9.31 P1.21 2.8L U122 22:31

REMAINING RUN TIME POWER OUTPUT (kW) FUEL LEVEL (Liters) VOLTAGE LIFETIME RUN HOURS

- **PUSH BUTTON & REMOTE START**

Pull cord backup

- **ULTRA QUIET & DURABLE**

Double-insulated

- **PARALLEL CAPABLE**

- **HIGHLY PORTABLE**

Telescoping handle and heavy-duty wheels

- **3-YEAR WARRANTY**

Lifetime tech support, EPA, USFS, and CARB Compliant (Legal for sale in California)



Onan P4500i





Inverter Generator Features and Specifications

- Fuel efficient, 3.4 gallon fuel tank that runs 18 hrs at 25% load
- Very quiet, double-insulated acoustic enclosure and low tone mufflers to reduce operating noise
- 98 Lbs, lighter than competitor inverters of equal power
- Two 5V USB ports for charging sensitive electronics such as phones or tablets
- RV and camper ready with 30A TT-30R outlet
- Push button electric start and remote start
- Telescoping handle for easy transportation
- Dependable 7.3 HP 224cc OHV 4-Stroke engine
- Parallel capable with another inverter generator to reach 50A of power

Part Number	A058U955
Gasoline Peak Watts	4500
Gasoline Running Watts	3700
Peak Amps at 120V	37.5 amps
Running Amps at 120V	30.8 amps
AC Voltage	120 Volts
DC Voltage	5 Volts
AC Frequency	60 Hz
Parallel Capable	Yes
Engine Horse Power (HP)	7.3 HP
Total Harmonic Distortion (THD)	<3%
Automatic Voltage Regulator (AVR)	Yes
Starting System	Electric, Remote, Recoil
Battery Included	Yes
Battery Charger Included	Yes
Remote Start Fob Included	Yes (paired at factory)
Remote Start Distance (yards/meters)	109 yd. (100 m.)
Engine Displacement	224cc
Engine Brand	Ducar
Engine Type	OHV 4 Stroke
Engine Speed	Variable
Engine RPM	Max 3600
Operational Volume	As low as 52 dBA
Spark Plug (included)	Torch E6RTC
Carburetor Kit Required to Operate at Altitude	Yes, above 2000ft
Economy Mode Switch	Yes
Built-in Inverter	Yes
Engine Lubrication	Splash
Recommended Oil	SAE 10W30
Oil Bottle Size (included)	.6 qt. (20.3 oz.)
Oil Capacity (Quarts/Ounces)	.6 qt. (20.3 oz.)
Low Oil Shutdown	Automatic
Fuel Type	Unleaded Gasoline, 10% Ethanol or less
Fuel Shut Off	Manual
Fuel Tank Material	Steel
Fuel Tank Capacity (Gallons/Liters)	3.4 gal. (12.8 L)
Run Time at %25 Load (hrs.)	18 hrs.

Run Time at %50 Load (hrs.)	15 hrs.
Gasoline Fuel Gauge	Yes
Choke type	Automatic
AC Outlets	(1) 120V 30A (TT-30R) (1) Duplex 120V 20A (5-20R)
DC Outlets	(2) 5V USB ports
Ground	Floating Neutral
Covered Outlets	Yes
Transfer Switch Ready	No
GFCI Outlets	No
LED Data Center	Yes
RV Ready Outlet	Yes
Overload Protection (circuit breaker)	Yes
Handle Style	Telescoping Handle
Emissions	EPA, CARB
Canada CSA Compliant	No
Wheel Kit Included	Yes (assembled)
Wheel Size	5.5 in. Diameter, 1.5 in. Thick
Spark Arrestor	Yes
Residential Warranty	3 Years
Commercial Warranty	1 Year
Assembled Length in. (mm)	24.5 in. (622 mm)
Assembled Width in. (mm)	18.25 in. (463 mm)
Assembled Height in. (mm)	20.5 in. (520 mm)
Carton Length in. (mm)	30.3 in. (768 mm)
Carton Width in. (mm)	19.5 in. (495 mm)
Carton Height in. (mm)	21 in. (533 mm)
Dry Unit Weight lb. (kg)	98 lb. (44 kg)
Shipping Weight lb. (kg)	104 lb. (47 kg)

cummins.com

-  [Instagram.com/Cummins](https://www.instagram.com/Cummins)
-  [Twitter.com/Cummins](https://twitter.com/Cummins)
-  [Facebook.com/Cummins](https://www.facebook.com/Cummins)
-  [YouTube.com/Cummins](https://www.youtube.com/Cummins)

